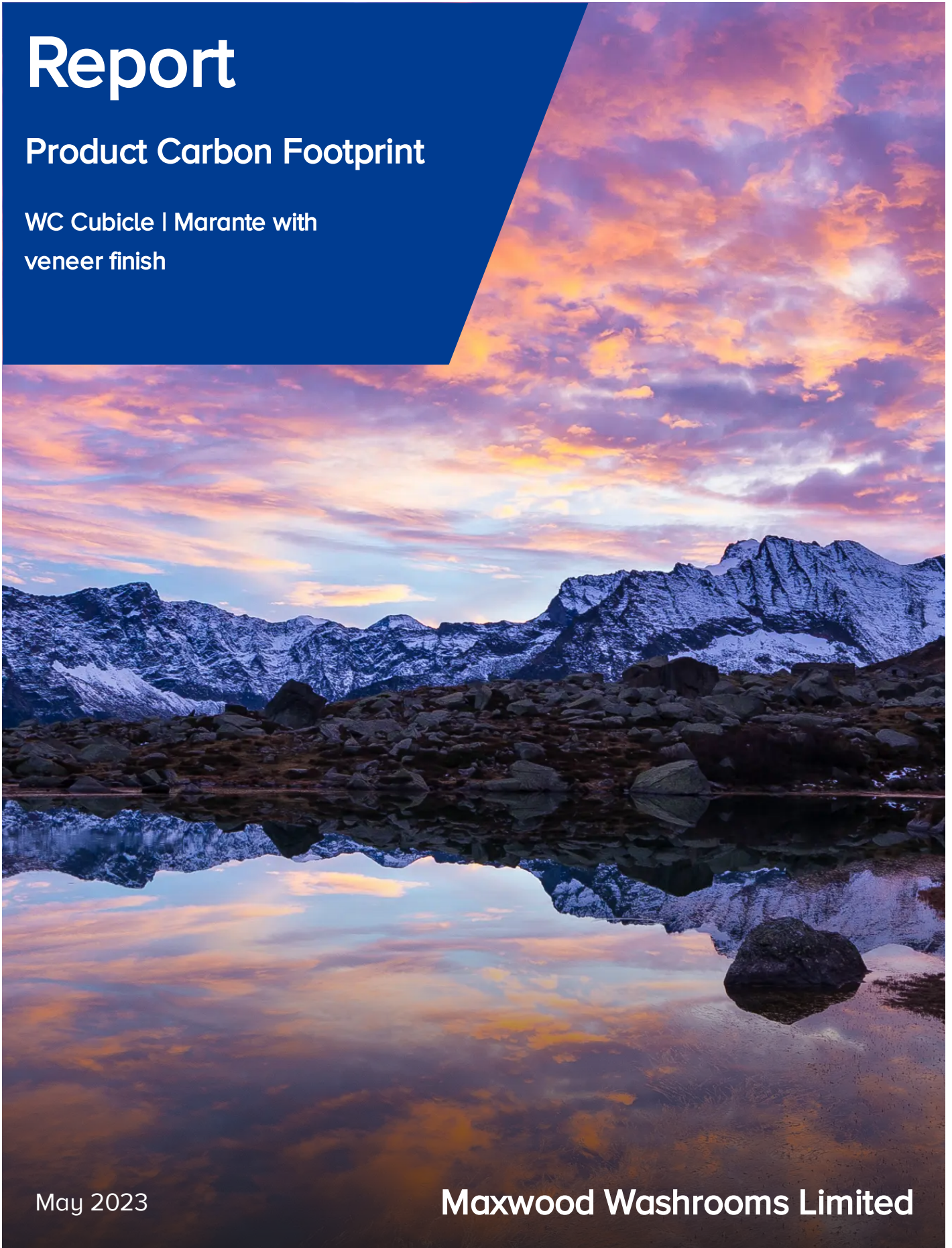


Report

Product Carbon Footprint

WC Cubicle | Marante with
veneer finish



May 2023

Maxwood Washrooms Limited

Introduction

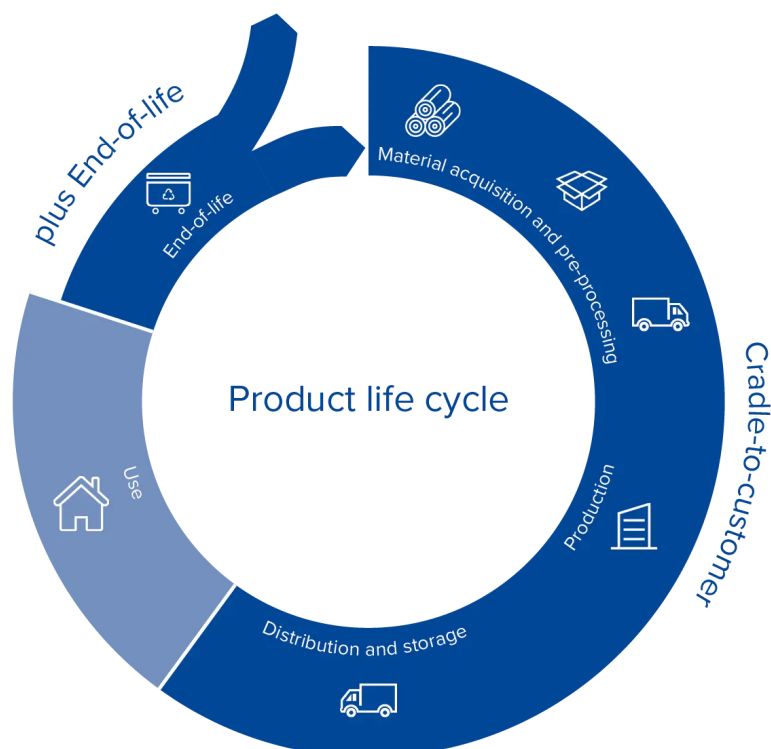
On behalf of **Maxwood Washrooms Limited**, ClimatePartner has calculated the carbon emissions for the product **WC Cubicle | Marante with veneer finish**, in line with the Greenhouse Gas Protocol Product Life Cycle Accounting and Reporting Standard (GHG Protocol).

The study's boundary follows a “cradle-to-customer plus waste” approach. Here, emissions were taken into account according to the following lifecycle stages: Extraction and pre-processing of raw materials and packaging, production, supply of the product up to the customer’s factory gates as well as any relevant disposal emissions for the product and its packaging.

In this approach, the calculation focuses on the processes that can be monitored by the producer. The emissions from the service life or 'use' stage cannot generally be controlled and are subject to assumptions and estimates in the application. As such, they were not taken into account throughout the calculation.

Where possible, primary data was used. Where this was not possible, secondary data was gathered from recognised sources. The underlying emission factors are derived from international databases, such as ecoinvent or GEMIS. All greenhouse gases were taken into account for the calculation and are represented in carbon dioxide equivalents (CO₂e) for improved legibility and comparability.

Emissions that could not be directly attributed to the product but were required for production, such as employee commuting or business travel, were also included in the calculation as “general emissions”.



Table

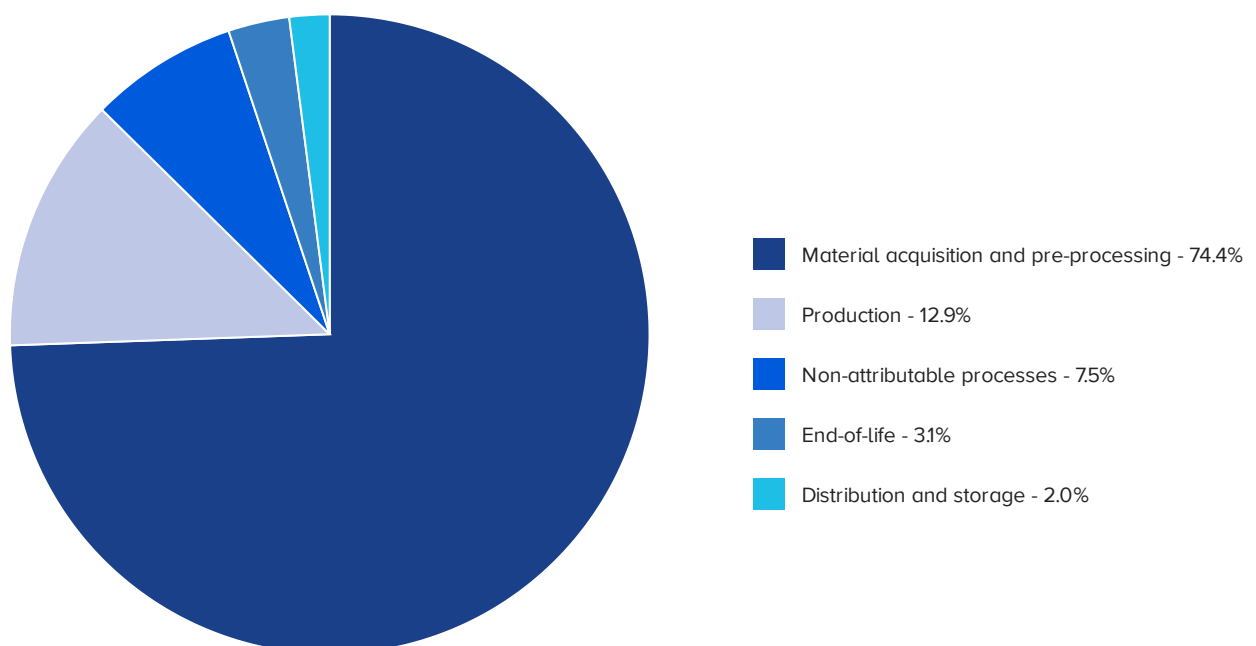
Carbon emissions: WC Cubicle | Marante with veneer finish

Total result for: product 1 pc. cradle-to-customer plus end-of-life

Emission sources	kg CO ₂	%
Material acquisition and pre-processing	132.02	74.4
Raw materials	129.33	72.9
Inbound logistics	1.77	1.0
Packaging	0.92	0.5
Production	22.95	12.9
Electricity	22.95	12.9
Distribution and storage	3.60	2.0
Outbound logistics	3.60	2.0
End-of-life	5.49	3.1
End-of-life	5.49	3.1
Non-attributable processes	13.29	7.5
General emissions	13.29	7.5
Overall results	177.33	100.0

Figure

Breakdown according to lifecycle stages



Next steps

Comprehensive climate action follows the principle: Mitigate unnecessary emissions, reduce existing emissions and offset unavoidable emissions. By calculating the product carbon footprint, it is possible to identify the potential for mitigating and reducing emissions and on this basis offset any unavoidable emissions. As a result, the product can become carbon neutral and designated as such.

Mitigate and reduce

In general, there are two possible courses of action to mitigate and reduce emissions.

1. Good product design and its associated reduction in materials, improved energy efficiency in production, and regional procurement of raw materials and packaging to mitigate emissions before they actually arise.
2. Conscious decision-making to procure low-emission raw materials and packaging, energy sources or transport can further reduce the product's emissions.

Carbon neutrality

Carbon reduction measures are implemented step by step over a longer timeframe. It is recommended that simultaneously with these reduction measures, previously unavoidable emissions are offset using internationally recognised carbon offset projects. Carbon offset projects have been shown to reduce carbon emissions, for example, through reforestation efforts or expanding the use of renewable energies. Independent organisations monitor to what extent these contribute to carbon reductions, after which the quantified savings can be sold in the form of certified emission reductions to finance the project. More information can be found at <https://www.climatepartner.com/en/carbon-offset-projects>.

The product **WC Cubicle | Marante with veneer finish** will become carbon neutral by offsetting the product related emissions. Responsibility is thus assumed immediately for emissions that cannot be currently mitigated.

A safety margin of 10 % is added to the total to ensure that all ensuing emissions are offset within the system boundaries. As a result, any potential doubts that inherently arise regarding the underlying data are offset, e.g., through the use of database values, assumptions or estimates.

	kg CO ₂
Overall results	177.33
Already carbon neutral	0.00
Not yet carbon neutral	177.33
CO₂ emissions to be offset incl. 10% safety margin	195.07

Imprint

Publisher

ClimatePartner UK Ltd.
Sustainable Workspaces, County Hall, 3rd Floor
Westminster Bridge Road
SE1 7GP London

[+44 203 0938 264](tel:+442030938264)

support@climatepartner.com

www.climatepartner.com

On behalf of

Maxwood Washrooms Limited
121-131 Roseberry Avenue, River House 143-145
Farringdon Road
EC1R4RF London

Copyright

Copyright is held by the publisher. Reproduction of this report in whole or in part in any other form is permitted only with the written consent of the copyright holder.

May 2023

www.climatepartner.com